

Wallbox eHome

The best quality-price ratio for domestic charging

Application

Designed to be installed (both indoors and outdoors) at private homes, communal blocks, companies and other places where user authentication is not a requirement.

Concept Design

Taking into account that a domestic charger is often considered an appliance, an attractive design and a small size are key attributes to be addressed.

The Wallbox eHome series also offers other attributes such as low-cost, robustness, and user-friendly operation.



Product highlights

- Compatible with the **Home BeOn sensor** (accessory), when combined with eHome, it is able to dynamically adjust the electric vehicle's consumption according to the available power of the installation. This avoids the risk of a power cut and/or having to upgrade the existing installation (resulting in a lower initial investment).
- The **LED bar** at the front not only informs the user about the charger's status (e.g. operative, faulty...), but also the EV charging status: charging (dynamic blue light) vs charged (static blue light).
- The door at the front with **key access and electrical protections** (optional) not only provides easy access in the event of a power cut, but also protects the user from electric shocks. It can also be used as a user authentication method (using the protection as an ON/OFF switch).
- The charger's **housing** is made of ABS plastic, which is both robust and UV resistant, providing protection against mechanical stress and severe environmental conditions (increasing the charger's lifespan, meaning it does not need to be replaced in just a few years).
- Its well-designed shape allows the cable to be rolled up, keeping it tidy and protecting it from breaking while the charger is not in use.
- Simple user operation thanks to its **Plug 'n' Charge** mode that avoids user authentication by means of an RFID card, phone or equivalent method.
- This series also includes a **selector switch** that facilitates the setup of the charger's maximum output current (reducing installation time and cost).
- **Remote charging activation** is also offered by means of an ON/OFF external input signal (e.g. timer).
- The Wallbox eHome series features a reserved space in case you want to include **your own branding on it**.
- **Several security protections** are available as optional, including 6mA DC leakage detector.
- **Communication RS485 Modbus** in order to integrate with external HEMS (Home Energy Management Systems) for smart management and monitoring purpose.

General Specifications

Enclosure rating	IP54 / IK10*
Enclosure material	ABS-PCV0
Operating temperature	-5 °C to +45 °C
Ambient temperature storage	-40 °C to +60 °C
Operating humidity	5% to 95% Non-condensing
Light beacon	RGB colour indicator
Current setup	Onboard DIP switch
Dimensions (D x W x H)	115x180x315 mm
Weight	4 kg
External input	Remote charging activation






*IK08 in some components appended to the body, i.e., beacon light.

Optional devices	
Meter*	Active Energy Class 1 (IEC 62053-21)
Low temperature kit*	-30 °C to +45 °C
Safety protection*	RCD Type A (30mA) + 6mA DC RCD Type B (30mA)
Power limit control**	Home BeON sensor
Cable support	Metallic holder
Customisation	Logo customisation
Communication**	RS485 Modbus

*Not available for socket models.

**Single-phase models only.

Model Specifications

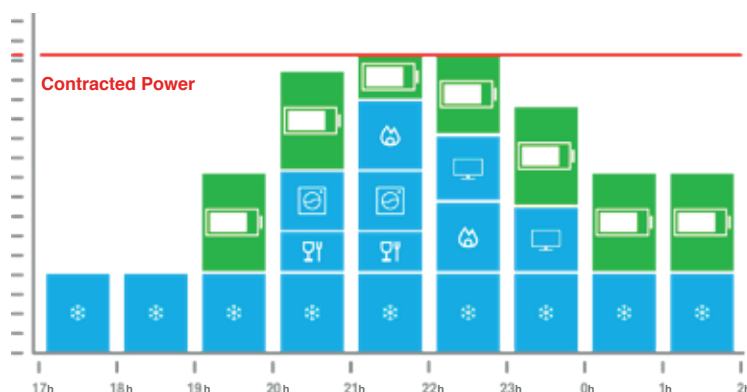
Model	T1C32	T2C32	T2S32	T2C16 TRI	T2S16 TRI
AC power supply	1P + N + PE	1P + N + PE	1P + N + PE	3P + N + PE	3P + N + PE
AC voltage	230 VAC +/-10%	230 VAC +/-10%	230 VAC +/-10%	400 VAC +/-10%	400 VAC +/-10%
Maximum current	32 A	32 A	32 A	16 A	16 A
Maximum power	7.4 kW	7.4 kW	7.4 kW	11 kW	11 kW
Connection	Type 1 Cable 	Type 2 Cable 	Type 2 Socket 	Type 2 Cable 	Type 2 Socket 

Home BeON Compatible

Intelligent sensor for single-phase installations

Home BeON is a new step forward in domestic EV charging, allowing you to charge your vehicle while using your appliances.

Its intelligent sensor, easily added to the standard domestic fuse box, dynamically adjusts electric vehicle's consumption if the home's system is about to be overloaded.






Powered by



CIRCONTROL
Mobility & eMobility



SMART POWER ENGINEERING SDN BHD (1119369-H)
54B, Jalan SS2/67, 47300 Petaling Jaya,
Selangor Darul Ehsan, Malaysia

Phone: (+60) 7877 9616
Hotline: (+60) 16 9339 123
Email: sales@smartpower.biz
Website: smartpower.biz

V1.0 – 20211004

